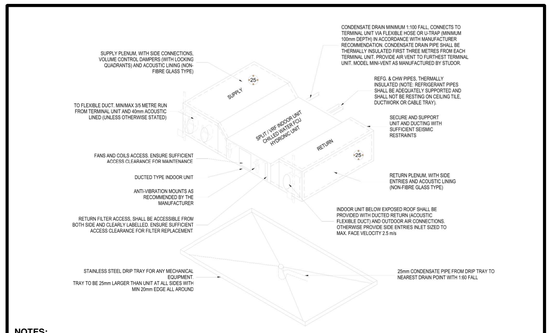

NOTES:

1. FOR MOUNTING ARRANGEMENTS AND DUCTWORK SIZES REFER TO SCHEDULES AND DRAWINGS.
2. REFER TO SPECIFICATIONS FOR ADDITIONAL REQUIREMENTS.
3. IF CONDENSATE PUMP IS REQUIRED REFER TO DRAWING NOTES.

A TYPICAL UNIT AND DRIP TRAY DETAIL

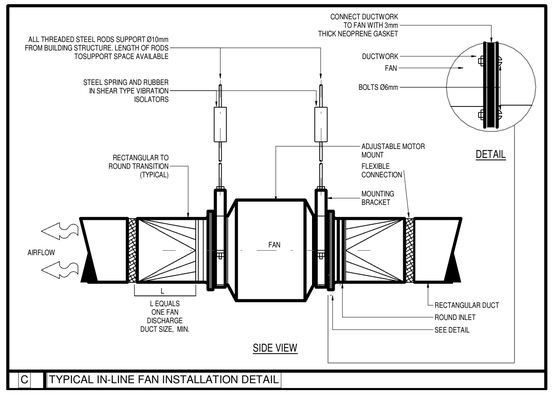

C TYPICAL IN-LINE FAN INSTALLATION DETAIL

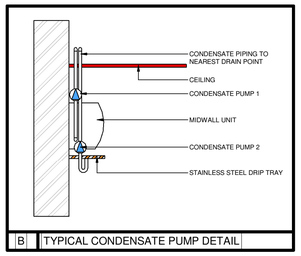

B TYPICAL CONDENSATE PUMP DETAIL

03-SF-MECHANICAL FANS SCHEDULE

REFERENCE	REFERENCE	TYPE	SIZE	AIR VOLUME	PRESSURE	QTY
FA02.0.235	FA02	MIXVENT SERIES COMPACT FAN	ø308	200 L/s	250.0 Pa	1

03-SF-MECHANICAL INDOOR UNITS SCHEDULE

TAG	REFERENCE	TYPE	SIZE (kW)	ELEC - AMPS	QTY
HA1.0.232	HA1	HIDE AWAY UNIT	11kW		1
HA1.0.233	HA1	HIDE AWAY UNIT	11kW		1

03-SF-AIR TERMINALS

REFERENCE	TYPE	PHYSICAL SIZE	SPIGOT SIZE	QTY
LD01	2 SLOT LINEAR DIFFUSER	1500mm	250	6
RG01	RETURN AIR GRILLE	600x600	200	4
SD03	CONSTANT VOLUME SQUARE SWIRL DIFFUSERS	Ø600	200	6
WL02	WEATHER LOUVRE WITH VERMIN SCREEN	400x300		2

03-SF-MECHANICAL OUTDOOR UNITS SCHEDULE

REFERENCE	TYPE	RUNNING CURRENT	ACTUAL COOLING	QTY
OU2	OUTDOOR UNIT	0.00 A		2

03-SF-DUCT ACCESSORIES SCHEDULE

REFERENCE	TYPE	SIZE	QTY
BD01	HAND LOCKABLE DAMPER	ø200	6
BD02	HAND LOCKABLE DAMPER	ø150	2
BD03	HAND LOCKABLE DAMPER	ø250	6
FP01	FILTER PANEL	600x600	1
SA01	SOUND ATTENUATOR	ø315	4

03-SF-ELECTRICAL-BY OTHERS

SYMBOL	REFERENCE	TYPE	QTY
	AC	AIRCON CONTROLLER	1
	E2	SINGLE PHASE ISOLATOR	3

HVAC LEGEND

	EXTRACTION AIR DUCT
	RETURN AIR DUCT
	SUPPLY AIR DUCT
	FRESH AIR DUCT
	EXISTING EQUIPMENT
	FLEX DUCT
	CONDENSATE PIPE ROUTE
	REFRIGERANT PIPE ROUTE

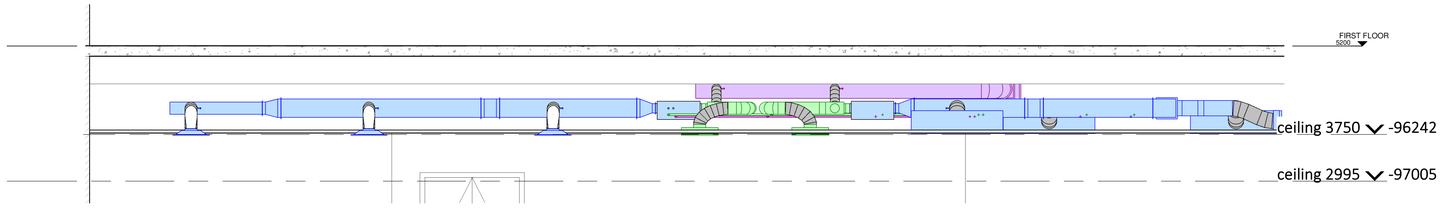

2 **Section 4**
1 : 50

SCOPE OF WORKS BY OTHERS:

SABS ELECTRICIAL
- AS INDICATED ON THE DRAWING & MAKED & INSTRUCTED BY HVAC INSTALLER
- SUPPLY & INSTALL POWER CABLE & SWITCHGEAR TO THE HVAC SUB DB

SABS BUILDER
- AS INDICATED ON THE DRAWING & MARKED & INSTRUCTED BY HVAC INSTALLER
- WALL PENETRATION FOR FRESH AIR AND EXTRACTION AIR DUCT

SABS PLUMBER:
- SUPPLY AND INSTALL 20ø20 HIGH PRESSURE WATER SUPPLY THROUGH SABS METER INCLUDING LOCKABLE TAP MOUNTED ADJACENT TO CONDENSERS AT NOMINAL 1000AFFL

HVAC ELECTRICIAL
- THE SUPPLY AND ISTALLATION OF A SEPARATE HVAC SUD DB
- THE SUPPLY & INSTALLATION OF CABLES & SWITCHGEAR REQUIRED FOR SWITCHING OF THE AC UNITS OFFICE COOLING SYSTEM & FRESH AIR FAN BY THE MANAGER'S MAIN LIGHT SWITCH

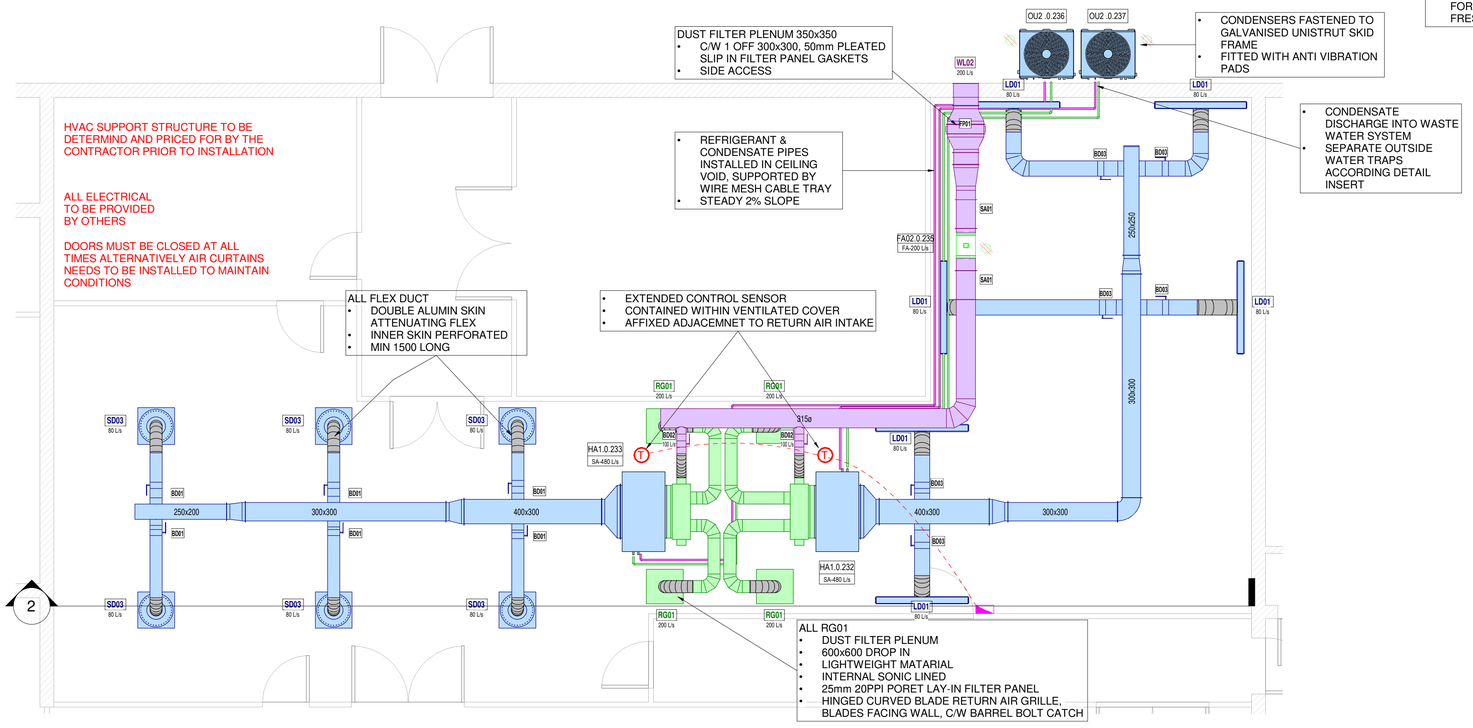

1 **ROOM MG06B**
1 : 50

ISSUED FOR TENDER

APPROVED

NAME _____ SIGNATURE _____

PR. NO _____ DATE _____

NOTES

INSTALLATION NOTE

- ALL HIDDEN DUCTED SPLIT UNITS TO HAVE 25mm INSULATION AROUND SUPPLY DUCTWORK.
- ALL EXPOSED DUCTWORK SHOULD BE PAINTED TO ARCHITECTS FINISH DETAIL.
- ALL EXPOSED DUCTWORK SHOULD BE SPIRAL DUCTING AND INTERNALLY INSULATED.
- CEILING LAYOUT TO BE CONFIRMED AND CO-ORDINATED BETWEEN SERVICES.
- ALL AC UNITS AND DUCTWORK TO BE WRAPPED ON SITE TO STOP EQUIPMENT AND COILS FROM BECOMING DIRTY DURING CONSTRUCTION.
- P1 = CONDENSATE PIPE TO CONNECT TO NEAREST DRAIN POINT WITH P-TRAP.
- ALL ELECTRICAL TO BE PROVIDED BY OTHERS

LEGEND

FLOOR NUMBER
MECHANICAL EQUIPMENT TYPE NUMBER
HA1.0.01
UNIQUE MECHANICAL EQUIPMENT IDENTIFICATION NUMBER

DUCTWORK NOTES:

1. ALL DUCT WORK TO BE MANUFACTURED TO THE LATEST S.M.A.C.N.A STANDARDS,WITH FLANGED JOINTS ON DUCTS EXCEEDING 600 SEMI PERIMETER OR ONE SIDE EXCEEDS 750 AND S&D JOINTS ON SMALLER DUCTS.
2. ALL A.C. DUCTING TO BE INTERNALLY INSULATED WITH 25mm SONIC INSULATION UNLESS OTHERWISE SHOWN.
3. ALL VENTILATION DUCTING TO BE UNINSULATED.
4. ALL FLEXIBLE DUCTING TO BE FACTORY PRE-INSULATED. ALL FLEXIBLE DUCTING TO BE FIXED TO SPIGOTS WITH JUBILEE CLAMPS AND STRAPPED WITH DUCT TAPE.
5. SPIGOTS TO BE EXTERNALLY INSULATED WITH 25mm FOIL FACED FIBREGLASS.
6. ALL HANGERS AND BRACKETS TO BE GALVANISED.
7. ALL DUCTWORK TO BE HUNG ON 30x50x1.6 G.S.M. CHANNEL TRAPEZE HANGERS WITH Ø8 RODS.
8. FLEXIBLE CONNECTIONS TO BE FITTED TO ALL DUCTING BETWEEN AIRHANDLING AND PACKAGE UNITS, FANS, ETC.
9. ALL GRILLE BRANCHES TO HAVE STRAIGHTENING VANES AS DETAILED.

TENDER

REVISIONS

REV	DATE	DESCRIPTION	BY
0A	2024-03-18	ISSUED FOR TENDER	DK

CLIENT

ARCHITECT

SABS

ADQ AFRICAN DYNAMIC QUALITY ENGINEERING PROJECTS

CONSULTANT

ADQ AFRICAN DYNAMIC QUALITY ENGINEERING PROJECTS

info@adqengineering.co.za
Tel: 012 030 0355
www.adqengineering.co.za

PROJECT DESCRIPTION

SABS PRETORIA

DRAWING TITLE

ROOM MG06B HVAC LAYOUT

DATE 2024-02-01	DRAWN BY D.KRUGER
CHECKED BY D.DE WIT	DESIGNED BY D.DE WIT
DRAWING SIZE A1	SCALE As indicated
DRAWING NUMBER P23072-TN-MEC-103	REV 0A